

# PRISLISTA LASTBIL- OCH BUSSDÄCK

GILTIG FRÅN 2019.08.01



ARTIKEL-NUMMER    DESIGN    DIMENSION    LI1S / LI1D    SS1 (LI2S / LI2D    SS2)             DB    M+S    3PMSF    HIGH LOAD    KOMMENTAR    LISTPRIS

## STYRDÄCK

22.5"

569151	MARATHON LHS II +	355/50R22.5	156	-	K	152	-	L	B	B	00072			✓		7648	
563849	MARATHON LHS II	375/50R22.5	156	-	K	-	-	-	B	B	00071					8710	
570246	FUELMAX S	385/55R22.5	160	-	K	158	-	L	B	B	00072					7275	
573711	FUELMAX S GEN-2	385/55R22.5	160	-	K	158	-	L	B	B	00071				NEW	7432	
572211	FUELMAX S PERFORMANCE	385/55R22.5	160	-	K	158	-	L	A	B	00071					7432	
574192	FUELMAX S GEN-2	295/60R22.5	150	147	K	149	146	L	B	C	00071				NEW	6685	
572190	FUELMAX S GEN-2	385/65R22.5	160	-	K	158	-	L	B	B	00070				NEW	7078	
571545	FUELMAX S	315/70R22.5	156	150	L	-	-	-	B	B	00071			✓	← 30/09/2019	6606	
573730	FUELMAX S GEN-2	315/70R22.5	156	150	L	-	-	-	B	B	00070				✓	NEW	6744
572188	FUELMAX S PERFORMANCE	315/70R22.5	156	150	L	-	-	-	A	B	00071					6744	
571541	FUELMAX S	295/80R22.5	154	149	M	-	-	-	B	B	00070			✓		6567	
573954	FUELMAX S GEN-2	295/80R22.5	154	149	M	-	-	-	-	-	00000				✓	NEW → 01/09/2019	6685
573897	FUELMAX S GEN-2	315/80R22.5	156	150	L	154	150	M	B	B	00071				NEW	6881	

## DRIVDÄCK

22.5"

560680	MARATHON LHD	495/45R22.5	169	-	K	-	-	-	C	C	00072					13880
570336	MARATHON LHD II +	295/55R22.5	147	145	K	-	-	-	C	C	00073					7786
567431	FUELMAX D	295/60R22.5	150	147	K	149	146	L	C	B	00072					6547
572818	FUELMAX D GEN-2	315/60R22.5	152	148	L	-	-	-	B	C	00073				NEW	7216
572801	FUELMAX D GEN-2	315/70R22.5	154	150	L	152	148	M	B	B	00073				NEW	6744
572212	FUELMAX D PERFORMANCE	315/70R22.5	154	150	L	152	148	M	A	C	00073					6744
567433	FUELMAX D	295/80R22.5	152	148	M	-	-	-	C	B	00072				← 31/07/2019	6547
573214	FUELMAX D GEN-2	295/80R22.5	152	148	M	-	-	-	-	-	00000				NEW → 01/08/2019	6685
572830	FUELMAX D GEN-2	315/80R22.5	156	150	L	154	150	M	B	C	00073				NEW	6881

## TRAILERDÄCK

19.5"

571507	FUELMAX T	435/50R19.5	160	-	J	-	-	-	A	C	00073					7570
572970	FUELMAX T	435/50R19.5	164	-	J	-	-	-	A	C	00070			✓		8022
563232	MARATHON LHT	265/55R19.5	141	140	J	142	142	G	C	C	00073					5348

22.5"

573568	MARATHON LHT+	455/40R22.5	160	-	J	-	-	-	C	C	00072					7707
573569	MARATHON LHT	435/50R22.5	164	-	J	-	-	-	B	C	00070					8513
571494	FUELMAX T	385/55R22.5	160	-	K	158	-	L	A	C	00070					7039
572090	FUELMAX T	385/65R22.5	164	-	K	158	-	L	A	C	00069			✓		6587
569566	MARATHON LHT II	275/70R22.5	152	148	J	148	145	L	C	C	00070			← 31/07/2019	5957	
573567	MARATHON LHT II	275/70R22.5	152	148	J	148	145	L	C	B	00070			NEW → 01/08/2019	5957	
558924	MARATHON LHT	11R22.5	148	145	J	146	143	L	C	C	00068					4758



ARTIKEL-NUMMER    DESIGN    DIMENSION    LI1S / LI1D    SS1 (LI2S / LI2D    SS2)       DB    M+S    3PMSF    HIGH LOAD    KOMMENTAR    LISTPRIS

## STYRDÄCK

### 17.5"

555770	REGIONAL RHS	8.5R17.5	121	120	M	-	-	-	E	C	00069		2694
572647	REGIONAL RHS II	9.5R17.5	129	127	M	-	-	-	D	C	00071		3834
550190	G291	10R17.5	134	132	M	-	-	-	D	B	00073		4286
567638	KMAX S	245/70R17.5	136	134	M	-	-	-	D	B	00070		3952
568940	KMAX S	265/70R17.5	139	136	M	-	-	-	C	B	00069		4424
568892	KMAX S	205/75R17.5	124	122	M	-	-	-	D	B	00069		2969
573660	KMAX S	215/75R17.5	128	126	M	-	-	-	D	B	00070		2812
568896	KMAX S	225/75R17.5	129	127	M	-	-	-	D	B	00069		3343
568898	KMAX S	235/75R17.5	132	130	M	-	-	-	D	B	00069		3736

### 19.5"

568824	KMAX S	245/70R19.5	136	134	M	-	-	-	D	C	00071		4208
568826	KMAX S	265/70R19.5	140	138	M	-	-	-	D	B	00071		4070
567636	KMAX S	285/70R19.5	146	144	L	144	142	M	D	C	00071		4915
568828	KMAX S	305/70R19.5	148	145	M	-	-	-	C	C	00071		6213

### 22.5"

550953	G391 UNISTEEL	10R22.5	144	142	M	-	-	-	D	C	00069		5859		
561851	REGIONAL RHS II	11R22.5	148	145	L	146	145	M	C	B	00069		5269		
561852	REGIONAL RHS II	12R22.5	152	148	L	-	-	-	C	B	00070		6213		
561771	REGIONAL RHS II	13R22.5	156	150	L	154	150	M	D	C	00070		7019		
568373	KMAX S	375/45R22.5	156	-	L	-	-	-	B	B	00073		9103		
567453	KMAX S	355/50R22.5	156	-	K	-	-	-	C	B	00071		7864		
572848	KMAX S GEN-2	385/55R22.5	160	-	K	158	-	L	B	B	00071		NEW	7432	
571801	KMAX S	295/60R22.5	150	147	K	149	146	L	C	B	00071		← 14/08/2019	6547	
572792	KMAX S GEN-2	295/60R22.5	150	147	K	149	146	L	C	B	00071		NEW → 15.08.2019	6685	
574127	KMAX S	315/60R22.5	154	148	L	-	-	-	C	C	00073		✓	NEW	7078
572850	KMAX S GEN-2	385/65R22.5	160	-	K	158	-	L	B	B	00070		✓	NEW	7078
566906	REGIONAL RHS II	385/65R22.5	164	-	K	158	-	L	B	B	00071		✓	7157	
571711	KMAX S	275/70R22.5	148	145	M	-	-	-	C	B	00072		6036		
571714	KMAX S	305/70R22.5	153	150	L	150	148	M	C	B	00071		6528		
572798	KMAX S GEN-2	315/70R22.5	156	150	L	-	-	-	C	B	00072		✓	NEW	6744
572794	KMAX S GEN-2	295/80R22.5	154	149	M	-	-	-	C	B	00074		✓	NEW	6685
572840	KMAX S GEN-2	315/80R22.5	156	150	L	154	150	M	C	B	00071		✓	NEW	6881
567112	REGIONAL RHS II	315/80R22.5	158	150	L	-	-	-	C	A	00070		✓	6980	

## DRIVDÄCK

### 17.5"

555771	REGIONAL RHD	8.5R17.5	121	120	M	-	-	-	E	C	00073		2694
568335	REGIONAL RHD II	9.5R17.5	129	127	M	-	-	-	E	C	00071		3834
572662	G124	10R17.5	134	132	M	-	-	-	E	B	00074		4286
567650	KMAX D	245/70R17.5	136	134	M	-	-	-	D	B	00071		3952
568935	KMAX D	265/70R17.5	139	136	M	-	-	-	D	B	00071		4424
568921	KMAX D	205/75R17.5	124	122	M	126	124	G	D	C	00074		2969
568923	KMAX D	215/75R17.5	126	124	M	-	-	-	D	C	00071		2812
568930	KMAX D	225/75R17.5	129	127	M	-	-	-	D	C	00073		3343
568932	KMAX D	235/75R17.5	132	130	M	-	-	-	D	B	00071		3736

### 19.5"

568802	KMAX D	245/70R19.5	136	134	M	-	-	-	D	B	00072		4208
568804	KMAX D	265/70R19.5	140	138	M	-	-	-	D	B	00072		4070
567631	KMAX D	285/70R19.5	146	144	L	144	142	M	D	C	00071		4915
568806	KMAX D	305/70R19.5	148	145	M	-	-	-	C	C	00072		6213

ARTIKEL-NUMMER	DESIGN	DIMENSION	LI1S / LI1D	SS1 (LI2S / LI2D)	SS2	DB	M+S	3PMSF	HIGH LOAD	KOMMENTAR	LISTPRIS	
<b>22.5"</b>												
571910	REGIONAL RHD II	12R22.5	152 148	L - - -	D	C	00076	Ⓜ	Ⓜ		6213	
568371	KMAX D	315/45R22.5	147 145	L - - -	D	C	00072	Ⓜ	Ⓜ		7747	
569132	KMAX D	295/55R22.5	147 145	K - - -	C	B	00072	Ⓜ	Ⓜ	← 31/10/2019	7845	
578540	KMAX D	295/60R22.5	150 147	K 149 146	L	D	B	00072	Ⓜ	Ⓜ	← 14/08/2019	6547
572784	KMAX D GEN-2	295/60R22.5	150 147	K 149 146	L - -	-	00000	Ⓜ	Ⓜ	NEW → 15/08/2019	6685	
572810	KMAX D GEN-2	315/60R22.5	152 148	L - - -	D	B	00073	Ⓜ	Ⓜ	NEW	7216	
571706	KMAX D	275/70R22.5	148 145	M - - -	D	C	00073	Ⓜ	Ⓜ		6036	
571721	KMAX D	305/70R22.5	153 150	L 150 148	M	D	C	00071	Ⓜ	Ⓜ	6528	
572812	KMAX D GEN-2	315/70R22.5	154 150	L 152 148	M	C	B	00072	Ⓜ	Ⓜ	NEW	6744
572786	KMAX D GEN-2	295/80R22.5	152 148	M - - -	D	C	00072	Ⓜ	Ⓜ	NEW	6685	
572721	KMAX D GEN-2	315/80R22.5	156 150	L 154 150	M	D	C	00072	Ⓜ	Ⓜ	NEW	6881
<b>TRAILERDÄCK</b>												
<b>15"</b>												
570427	REGIONAL RHT	7.50R15	135 133	K - - -	C	B	00069	Ⓜ	Ⓜ		3362	
570428	REGIONAL RHT	8.25R15	143 141	J - - -	C	B	00069	Ⓜ	Ⓜ		3795	
<b>17.5"</b>												
570850	REGIONAL RHT II	9.5R17.5	143 141	J - - -	C	B	00070	Ⓜ	Ⓜ		3795	
572910	KMAX T	205/65R17.5	129 127	K 130 130	J	C	B	00071	Ⓜ	Ⓜ	3303	
573550	KMAX T	205/65R17.5	129 127	K 132 132	G	C	B	00071	Ⓜ	Ⓜ	3303	
572913	KMAX T	245/70R17.5	143 141	J 146 146	F	B	B	00070	Ⓜ	Ⓜ	4247	
570292	KMAX T	215/75R17.5	135 133	J - - -	C	B	00067	Ⓜ	Ⓜ		3107	
572912	KMAX T	235/75R17.5	143 141	J 144 144	F	C	B	00070	Ⓜ	Ⓜ	3716	
<b>19.5"</b>												
570320	KMAX T	435/50R19.5	160	J - - -	B	C	00073	Ⓜ	Ⓜ		7570	
570295	KMAX T	245/70R19.5	141 140	J - - -	C	B	00069	Ⓜ	Ⓜ		4365	
570296	KMAX T	265/70R19.5	143 141	J - - -	C	B	00070	Ⓜ	Ⓜ		4109	
570252	KMAX T	285/70R19.5	150 148	J - - -	B	B	00070	Ⓜ	Ⓜ		5348	
<b>22.5"</b>												
570289	KMAX T	385/55R22.5	160 -	K 158 -	L	B	B	00071	Ⓜ	Ⓜ	7039	
572723	KMAX T	385/65R22.5	164 -	K 158 -	L	B	C	00071	Ⓜ	✓	6587	
570323	KMAX T	425/65R22.5	165 -	K - - -	B	B	00072	Ⓜ	Ⓜ		8965	
570321	KMAX T	445/65R22.5	169 -	K - - -	B	B	00072	Ⓜ	Ⓜ	← 31/08/2019	9614	
574338	KMAX T	445/65R22.5	169 -	K - - -	-	-	00000	Ⓜ	Ⓜ	NEW → 01/09/2019	9614	

Med reservation för ändringar och eventuella fel.



ARTIKEL-NUMMER      DESIGN      DIMENSION      LI1S / LI1D      SS1 (LI2S / LI2D      SS2)      DB      M+S      3PMSF      HIGH LOAD      KOMMENTAR      LISTPRIS

## STYRDÄCK

19.5"

566825	OMNITRAC MSS II	265/70R19.5	143	141	J	140	138	L	D	B	00071								3932
--------	-----------------	-------------	-----	-----	---	-----	-----	---	---	---	-------	--	--	--	--	--	--	--	------

20"

566821	OMNITRAC MSS II	12.00R20	154	150	K	-	-	-	C	B	00071								6547
--------	-----------------	----------	-----	-----	---	---	---	---	---	---	-------	--	--	--	--	--	--	--	------

22.5"

559432	OMNITRAC MSS	11R22.5	148	145	K	-	-	-	D	B	00070								5407
--------	--------------	---------	-----	-----	---	---	---	---	---	---	-------	--	--	--	--	--	--	--	------

574001	OMNITRAC MSS II	12R22.5	152	148	K	-	-	-	D	B	00070								6390
--------	-----------------	---------	-----	-----	---	---	---	---	---	---	-------	--	--	--	--	--	--	--	------

569541	OMNITRAC S	13R22.5	156	150	K	-	-	-	C	B	00071								7137
--------	------------	---------	-----	-----	---	---	---	---	---	---	-------	--	--	--	--	--	--	--	------

576224	OMNITRAC S	385/65R22.5	160	-	K	158	-	L	C	B	00073							NEW	7098
--------	------------	-------------	-----	---	---	-----	---	---	---	---	-------	--	--	--	--	--	--	-----	------

566751	OMNITRAC MSS II	275/70R22.5	148	145	K	-	-	-	D	B	00072								6036
--------	-----------------	-------------	-----	-----	---	---	---	---	---	---	-------	--	--	--	--	--	--	--	------

573041	OMNITRAC S	315/70R22.5	156	150	K	-	-	-	-	-	00000			✓	NEW	01/10/2019			6783
--------	------------	-------------	-----	-----	---	---	---	---	---	---	-------	--	--	---	-----	------------	--	--	------

560126	OMNITRAC MSS	445/75R22.5	170	-	J	-	-	-	C	B	00071								12052
--------	--------------	-------------	-----	---	---	---	---	---	---	---	-------	--	--	--	--	--	--	--	-------

569543	OMNITRAC S	295/80R22.5	152	148	K	-	-	-	D	B	00071							NEW	6705
--------	------------	-------------	-----	-----	---	---	---	---	---	---	-------	--	--	--	--	--	--	-----	------

567624	OMNITRAC MSS II	315/80R22.5	156	150	K	-	-	-	D	B	00070							← 30/09/2019	6881
--------	-----------------	-------------	-----	-----	---	---	---	---	---	---	-------	--	--	--	--	--	--	--------------	------

569513	OMNITRAC S	315/80R22.5	156	150	K	-	-	-	D	B	00073								6921
--------	------------	-------------	-----	-----	---	---	---	---	---	---	-------	--	--	--	--	--	--	--	------

557781	OMNITRAC MSS	375/90R22.5	164	-	G	-	-	-	C	B	00070								10519
--------	--------------	-------------	-----	---	---	---	---	---	---	---	-------	--	--	--	--	--	--	--	-------

24"

566870	OMNITRAC MSS II	325/95R24	162	160	K	-	-	-	C	B	00071							← 30/09/2019	8710
--------	-----------------	-----------	-----	-----	---	---	---	---	---	---	-------	--	--	--	--	--	--	--------------	------

574591	OMNITRAC MSS II	325/95R24	162	160	K	-	-	-	C	B	00069							NEW	01/08/2019	8710
--------	-----------------	-----------	-----	-----	---	---	---	---	---	---	-------	--	--	--	--	--	--	-----	------------	------

570799	OMNITRAC S	325/95R24	162	160	K	-	-	-	C	B	00072								8769
--------	------------	-----------	-----	-----	---	---	---	---	---	---	-------	--	--	--	--	--	--	--	------

## DRIVDÄCK

20"

572606	OMNITRAC MSD II	12.00R20	154	150	K	-	-	-	E	B	00073								6547
--------	-----------------	----------	-----	-----	---	---	---	---	---	---	-------	--	--	--	--	--	--	--	------

22.5"

569561	OMNITRAC D	13R22.5	156	150	K	-	-	-	D	B	00075								7137
--------	------------	---------	-----	-----	---	---	---	---	---	---	-------	--	--	--	--	--	--	--	------

572608	OMNITRAC MSD II	13R22.5	156	150	K	-	-	-	E	B	00072								7098
--------	-----------------	---------	-----	-----	---	---	---	---	---	---	-------	--	--	--	--	--	--	--	------

568490	OMNITRAC MSD II	495/45R22.5	169	-	K	-	-	-	C	D	00074								14254
--------	-----------------	-------------	-----	---	---	---	---	---	---	---	-------	--	--	--	--	--	--	--	-------

566630	OMNITRAC MSD II	385/55R22.5	160	-	K	-	-	-	C	C	00073								7393
--------	-----------------	-------------	-----	---	---	---	---	---	---	---	-------	--	--	--	--	--	--	--	------

573043	OMNITRAC D	315/70R22.5	154	150	K	152	148	M	-	-	00000							NEW	01/10/2019	6783
--------	------------	-------------	-----	-----	---	-----	-----	---	---	---	-------	--	--	--	--	--	--	-----	------------	------

569563	OMNITRAC D	295/80R22.5	152	148	K	-	-	-	D	B	00075							NEW	6705
--------	------------	-------------	-----	-----	---	---	---	---	---	---	-------	--	--	--	--	--	--	-----	------

569565	OMNITRAC D	315/80R22.5	156	150	K	-	-	-	D	B	00075								6921
--------	------------	-------------	-----	-----	---	---	---	---	---	---	-------	--	--	--	--	--	--	--	------

24"

572804	OMNITRAC MSD II PLUS	325/95R24	162	160	K	-	-	-	D	B	00072								8710
--------	----------------------	-----------	-----	-----	---	---	---	---	---	---	-------	--	--	--	--	--	--	--	------

## TRAILERDÄCK

22.5"

565822	OMNITRAC MST II	385/65R22.5	160	-	K	158	-	L	C	B	00072								6803
--------	-----------------	-------------	-----	---	---	-----	---	---	---	---	-------	--	--	--	--	--	--	--	------

567180	OMNITRAC MST II	445/65R22.5	169	-	K	-	-	-	B	B	00071								9830
--------	-----------------	-------------	-----	---	---	---	---	---	---	---	-------	--	--	--	--	--	--	--	------

Med reservation för ändringar och eventuella fel.



ARTIKEL-NUMMER    DESIGN    DIMENSION    LI1S / LI1D    SS1 (LI2S / LI2D    SS2)             DB    M+S    3PMSF    HIGH LOAD    KOMMENTAR    LISTPRIS

## DRIVDÄCK

20"

572484	OFFROAD ORD	14.00R20	164	160	J	166	160	G	-	-	00000			11973
568301	OFFROAD ORD	365/85R20	164	-	J	-	-	-	D	B	00075			13605

22.5"

544927	OFFROAD ORD	12R22.5	152	148	J	-	-	-	-	-	00000			6626
572483	OFFROAD ORD	13R22.5	156	150	G	154	150	J	-	-	00000			7353
544926	OFFROAD ORD	375/90R22.5	164	-	G	-	-	-	-	-	00000			10892

24"

572521	OFFROAD ORD	325/95R24	162	160	G	-	-	-	-	-	00000			9024
--------	-------------	-----------	-----	-----	---	---	---	---	---	---	-------	--	--	------

# STADSBUSSAR

## ALLA POSITIONER

19.5"

573573	URBANMAX MCA	265/70R19.5	140	138	L	-	-	-	D	C	00070			4129
--------	--------------	-------------	-----	-----	---	---	---	---	---	---	-------	--	--	------

22.5"

572922	URBANMAX MCA	11R22.5	148	145	J	152	148	E	D	C	00072			5505
573071	URBANMAX MCA	315/60R22.5	152	148	J	-	-	-	C	C	00072			7334
569374	URBANMAX MCA	275/70R22.5	150	145	J	152	148	E	D	C	00071			6252
569376	URBANMAX MCA	275/70R22.5	148	145	J	152	148	E	E	C	00071			6036
572951	URBANMAX MCA	295/80R22.5	152	148	J	154	150	E	D	C	00071			6803

## STYRDÄCK

22.5"

568245	ULTRA GRIP WTS CITY	275/70R22.5	148	145	J	152	148	E	E	C	00073			6252
573211	URBAN MCS *	305/70R22.5	153	150	J	154	150	E	D	C	00069			6469

## DRIVDÄCK

22.5"

567750	URBANMAX MCD *	275/70R22.5	148	145	J	152	148	E	E	C	00072			6036
568221	ULTRA GRIP WTD CITY	275/70R22.5	148	145	J	152	148	E	E	D	00073			6252
570333	URBANMAX MCD TRACTION	455/45R22.5	166	-	J	-	-	-	C	C	00073			12524



Med reservation för ändringar och eventuella fel.



ARTIKEL-NUMMER    DESIGN    DIMENSION    LI1S / LI1D    SS1 (LI2S / LI2D    SS2)             DB    M+S    3PMSF    HIGH LOAD    KOMMENTAR    LISTPRIS

## STYRDÄCK

22.5"

573160	MARATHON COACH	295/80R22.5	154	149	M	-	-	-	C	B	00071				✓	6685
573162	MARATHON COACH	315/80R22.5	156	150	L	154	150	M	B	B	00070					6881

## DRIVDÄCK

22.5"

567354	ULTRA GRIP COACH	295/80R22.5	154	149	M	-	-	-	D	C	00072				✓	6842
567356	ULTRA GRIP COACH	315/80R22.5	156	150	L	154	150	M	D	C	00073					7019

# VINTERDÄCK

## STYRDÄCK

22.5"

568263	ULTRA GRIP WTS	355/50R22.5	154	-	K	152	-	L	D	B	00073					7864
568869	ULTRAGRIP MAX S	385/55R22.5	160	-	K	158	-	L	C	B	00074					7668
568860	ULTRAGRIP MAX S	295/60R22.5	150	147	K	149	146	L	C	B	00072					6921
568865	ULTRAGRIP MAX S	315/60R22.5	154	148	L	-	-	-	C	C	00072				✓	7393
568871	ULTRAGRIP MAX S	385/65R22.5	160	-	K	158	-	L	C	B	00073					7235
568867	ULTRAGRIP MAX S	315/70R22.5	156	150	L	-	-	-	C	B	00073				✓	6901
568863	ULTRAGRIP MAX S	295/80R22.5	154	149	L	-	-	-	D	B	00072				✓	6842
568090	ULTRAGRIP MAX S	315/80R22.5	156	150	L	154	150	M	C	B	00072					7019

## DRIVDÄCK

22.5"

568873	ULTRAGRIP MAX D	295/60R22.5	150	147	K	149	146	L	D	C	00073					6921
568877	ULTRAGRIP MAX D	315/60R22.5	152	148	L	-	-	-	D	C	00074					7393
568880	ULTRAGRIP MAX D	315/70R22.5	154	150	L	152	148	M	E	C	00074					6901
568875	ULTRAGRIP MAX D	295/80R22.5	152	148	M	-	-	-	E	C	00073					6842
568092	ULTRAGRIP MAX D	315/80R22.5	156	150	L	154	150	M	E	B	00074					7019

## TRAILERDÄCK

19.5"

568243	ULTRA GRIP WTT	265/70R19.5	143	141	J	-	-	-	D	B	00072					4109
--------	----------------	-------------	-----	-----	---	---	---	---	---	---	-------	--	--	--	--	------

22.5"

570286	ULTRAGRIP MAX T	385/55R22.5	160	-	K	158	-	L	C	B	00073					7353
573100	ULTRAGRIP MAX T	385/65R22.5	164	-	K	158	-	L	C	B	00073				✓	6803

ARTIKEL-NUMMER	DESIGN	DIMENSION	LI1S / LI1D	SS1 (LI2S / LI2D SS2)				DB	M+S	3PMSF	HIGH LOAD	KOMMENTAR	LISTPRIS
<b>DRIVDÄCK</b>													
<b>22.5"</b>													
895366	TMFUELMAXD	1 295/60R22.5	150	-	K	-	-	-	-	-	-		4758
895255	TMFUELMAXD	315/60R22.5	152	-	L	-	-	-	-	-	-		5132
895266	TMFUELMAXD	315/70R22.5	154	-	L	-	-	-	-	-	-		4798
895818	TMFMAXDG2	315/70R22.5	154	-	L	-	-	-	-	-	-	NEW⇒ 01/09/2019	4955
895258	TMFUELMAXD	295/80R22.5	152	-	M	-	-	-	-	-	-		4758
895268	TMFUELMAXD	315/80R22.5	156	-	L	-	-	-	-	-	-		4915
895688	TMFMAXDG2	315/80R22.5	156	-	L	-	-	-	-	-	-	NEW⇒ 01/11/2019	#N/A
<b>TRAILERDÄCK</b>													
<b>19.5"</b>													
894403	TMFUELMAXT	435/50R19.5	160	-	J	-	-	-	-	-	-		5368
<b>22.5"</b>													
893785	TMLHT	375/50R22.5	156	-	K	-	-	-	-	-	-		6115
894372	TMFUELMAXT	385/65R22.5	160	-	K	-	-	-	-	-	-		4994
894400	TMFUELMAXT	385/65R22.5	160	-	K	-	-	-	-	-	-		4680
895458	TMFUELMAXT	385/65R22.5	164	-	K	-	-	-	-	-	-		4680

## ANLÄGGNINGSKÖRNING TREADMAX

<b>STYRDÄCK</b>													
<b>22.5"</b>													
894107	TMMSS2	13.000/0R22.5	156	-	K	-	-	-	-	-	-		5053
894067	TMMSS2	315/80R22.5	156	-	K	-	-	-	-	-	-		4915
<b>DRIVDÄCK</b>													
<b>22,5"</b>													
895427	TMMSD2	13.000/0R22.5	156	-	K	-	-	-	-	-	-		5053
895435	TMMSD2	315/70R22.5	154	-	K	-	-	-	-	-	-		4798
895508	OMND	315/70R22.5	154	-	K	-	-	-	-	-	-	NEW⇒ 01/08/2019	4798
895437	TMMSD2	315/80R22.5	156	-	K	-	-	-	-	-	-		4915
895510	TMOMND	315/80R22.5	156	-	K	-	-	-	-	-	-		4915
<b>TRAILERDÄCK</b>													
<b>22.5"</b>													
894147	TMMST2	385/65R22.5	160	-	K	-	-	-	-	-	-		4817

## LÅNGDISTANSBUSSAR TREADMAX

<b>DRIVDÄCK</b>													
<b>22.5"</b>													
894155	TMMARCOACH	295/80R22.5	154	-	M	-	-	-	-	-	-		4817



ARTIKEL-NUMMER	DESIGN	DIMENSION	LI1S / LI1D	SS1 (LI2S / LI2D)	SS2				DB	M+S	3PMSF	HIGH LOAD	KOMMENTAR	LISTPRIS
<b>STYRDÄCK</b>														
<b>22.5"</b>														
895253	TMKMAXS	315/70R22.5	156	-	L	-	-	-	-	-	-	-	M+S	4798
893814	TMRHS2	295/80R22.5	152	-	M	-	-	-	-	-	-	-		4758
895251	TMKMAXS	315/80R22.5	156	-	L	-	-	-	-	-	-	-	M+S	4915
<b>DRIVDÄCK</b>														
<b>19.5"</b>														
895323	TMRHD2	245/70R19.5	136	-	M	-	-	-	-	-	-	-	M+S	3087
895325	TMRHD2	265/70R19.5	140	-	M	-	-	-	-	-	-	-	M+S	2989
895333	TMRHD2	285/70R19.5	146	-	L	-	-	-	-	-	-	-	M+S	3618
<b>22.5"</b>														
895375	TMKMAXD	295/55R22.5	147	-	K	-	-	-	-	-	-	-	M+S	5682
895382	TMKMAXD	295/60R22.5	150	-	K	-	-	-	-	-	-	-	M+S	4758
895148	TMUGMAXD	295/60R22.5	150	-	K	-	-	-	-	-	-	-	M+S	4758
895260	TMKMAXD	315/60R22.5	152	-	L	-	-	-	-	-	-	-	M+S	5132
895648	TMKMAXDG2	315/60R22.5	152	-	L	X	-	-	-	-	-	-		NEW ⇒ 01/10/2019 #N/A
895651	TMKMAXDG2	315/60R22.5	152	-	L	X	-	-	-	-	-	-		NEW ⇒ 01/10/2019 #N/A
895127	TMUGMAXD	315/60R22.5	152	-	L	-	-	-	-	-	-	-	M+S	5132
895273	TMKMAXD	315/70R22.5	154	-	L	-	-	-	-	-	-	-	M+S	4798
895629	TMKMAXDG2	315/70R22.5	154	-	L	-	-	-	-	-	-	-	M+S	NEW 4955
895263	TMKMAXD	295/80R22.5	152	-	M	-	-	-	-	-	-	-	M+S	4758
895270	TMKMAXD	315/80R22.5	156	-	L	-	-	-	-	-	-	-	M+S	4915
895661	TMKMAXDG2	315/80R22.5	156	-	L	X	-	-	-	-	-	-		NEW #N/A
<b>TRAILERDÄCK</b>														
<b>17.5"</b>														
895409	TMKMAXT1	245/70R17.5	143	-	J	-	-	-	-	-	-	-	M+S	NEW 3146
895408	TMKMAXT1	235/75R17.5	143	-	J	-	-	-	-	-	-	-	M+S	2733
<b>19.5"</b>														
894837	TMKMAXT4	435/50R19.5	160	-	J	-	-	-	-	-	-	-	M+S	5368
895412	TMKMAXT1	265/70R19.5	143	-	J	-	-	-	-	-	-	-		3048
<b>22.5"</b>														
894397	TMKMAXT	385/55R22.5	160	-	K	-	-	-	-	-	-	-	M+S	4994
894358	TMKMAXT	385/65R22.5	160	-	K	-	-	-	-	-	-	-	M+S	4680
895157	TMKMAXT	385/65R22.5	164	-	K	-	-	-	-	-	-	-	M+S	4680

## STADSBUSSAR TREADMAX

### ALLA POSITIONER

<b>22.5"</b>														
895447	TMURBANMCA	275/70R22.5	148	-	J	-	-	-	-	-	-	-	M+S	4286
895617	TMURBANMCA	275/70R22.5	148	-	J	-	-	-	-	-	-	-	M+S	4286
<b>DRIVDÄCK</b>														
<b>22.5"</b>														
894063	TMMCDTROY	455/45R22.5	166	-	J	-	-	-	-	-	-	-	M+S	8867
893491	TMURBANMCD	455/45R22.5	166	-	J	-	-	-	-	-	-	-	M+S	8867
895335	TMURB*MCD	275/70R22.5	148	-	J	-	-	-	-	-	-	-	M+S	4286

ARTIKEL- NUMMER	DESIGN	DIMENSION	LI1S / LI1D	SS1 (LI2S / LI2D SS2)				DB	M+S	3PMSF	HIGH LOAD	KOMMENTAR	LISTPRIS	
<b>DRIVDÄCK</b>														
<b>22.5"</b>														
895188	TMUGMAXD	315/70R22.5	154	-	L	-	-	-	-	-	-			4915
895080	TMUGMAXD	295/80R22.5	152	-	M	-	-	-	-	-	-			4857
895189	TMUGMAXD	315/80R22.5	156	-	L	-	-	-	-	-	-			5014
895227	TMUGCOACH	295/80R22.5	154	-	M	-	-	-	-	-	-			4817
<b>TRAILERDÄCK</b>														
<b>22.5"</b>														
895077	TMUGMAXT	385/65R22.5	160	-	K	-	-	-	-	-	-			4817

## FJÄRRTRANSPORT NEXTTREAD

<b>DRIVDÄCK</b>														
<b>22.5"</b>														
895224	NTLHD2	295/60R22.5	150	-	K	-	-	-	-	-	-			4286
895217	NTLHD2	315/60R22.5	152	-	L	-	-	-	-	-	-			4601
895219	NTLHD2	315/70R22.5	154	-	L	-	-	-	-	-	-			4306
895250	NTLHD2	295/80R22.5	152	-	M	-	-	-	-	-	-			4286
895207	NTLHD2	315/80R22.5	156	-	L	-	-	-	-	-	-			4404
<b>TRAILERDÄCK</b>														
<b>19.5"</b>														
894769	NTLHT2	435/50R19.5	160	-	J	-	-	-	-	-	-			4837
<b>22.5"</b>														
892247	NTLHT	11.000/0R22.5	148	-	J	-	-	-	-	-	-			3402
893042	NTLHT+	455/40R22.5	160	-	J	-	-	-	-	-	-			4857
894767	NTLHT2	385/55R22.5	160	-	K	-	-	-	-	-	-			4483
894724	NTLHT2	385/65R22.5	160	-	K	-	-	-	-	-	-			4208



ARTIKEL-NUMMER	DESIGN	DIMENSION	LI1S / LI1D	SS1 (LI2S / LI2D SS2)				DB	M+S	3PMSF	HIGH LOAD	KOMMENTAR	LISTPRIS	
<b>DRIVDÄCK</b>														
<b>17.5"</b>														
895247	NTRHD2	225/75R17.5	129	-	M	-	-	-	-	-	-			2222
895225	NTRHD2	235/75R17.5	132	-	M	-	-	-	-	-	-			2478
<b>19.5"</b>														
895567	NTRHD2	265/70R19.5	140	-	M	-	-	-	-	-	-			2694
895579	NTRHD2	285/70R19.5	146	-	L	-	-	-	-	-	-			3244
<b>22.5"</b>														
895356	NTRHD2	315/70R22.5	154	-	L	-	-	-	-	-	-			4306
895353	NTRHD2	295/80R22.5	152	-	M	-	-	-	-	-	-			4286
895277	NTRHD2	315/80R22.5	156	-	L	-	-	-	-	-	-			4404
<b>TRAILERDÄCK</b>														
<b>17.5"</b>														
895577	NTRHT2	235/75R17.5	143	-	J	-	-	-	-	-	-			2478
<b>19.5"</b>														
895418	NTRHT2	445/45R19.5	160	-	J	-	-	-	-	-	-			5250
895767	NTRHT2	445/45R19.5	160	-	J	-	-	-	-	-	-			5250
895097	NTRHT2	245/70R19.5	141	-	J	-	-	-	-	-	-			2851
895094	NTRHT2	265/70R19.5	143	-	J	-	-	-	-	-	-			2733
<b>22.5"</b>														
894717	NTRHT2	385/65R22.5	160	-	K	-	-	-	-	-	-			4483
894607	NTRHT2	385/65R22.5	160	-	K	-	-	-	-	-	-			4208
895597	NTRHT2	385/65R22.5	164	-	K	-	-	-	-	-	-			4208
895087	NTRHT2	425/65R22.5	165	-	K	-	-	-	-	-	-			5643

## ANLÄGGNINGSKÖRNING NEXTTREAD

<b>DRIVDÄCK</b>														
<b>22.5"</b>														
891717	NTMSD	13.000/0R22.5	156	-	G	-	-	-	-	-	-			4542
895538	NTMSD2	13.000/0R22.5	156	-	K	-	-	-	-	-	-			4542
895558	NTMSD2	315/70R22.5	154	-	K	-	-	-	-	-	-			4306
891712	NTMSD	295/80R22.5	152	-	K	-	-	-	-	-	-			4286
891707	NTMSD	315/80R22.5	156	-	K	-	-	-	-	-	-			4404
895520	NTMSD2	315/80R22.5	156	-	K	-	-	-	-	-	-			4404
<b>TRAILERDÄCK</b>														
<b>22.5"</b>														
890800	NTMST	385/65R22.5	160	-	J	-	-	-	-	-	-			4326
894088	NTMST	445/65R22.5	169	-	K	-	-	-	-	-	-			6311



ARTIKEL-NUMMER    DESIGN    DIMENSION    LI1S / LI1D    SS1 (LI2S / LI2D    SS2)                DB    M+S    3PMSF    HIGH LOAD    KOMMENTAR    LISTPRIS

### ALLA POSITIONER


22.5"

893204	NTMCS	245/70R19.5	136	-	L	-	-	-	-	-	-	-	-	-	-	-	2773
894847	NTUTILITY	11.000/0R22.5	148	-	J	-	-	-	-	-	-	-	M+S	-	-	-	3480
894848	NTUTILITY	295/80R22.5	152	-	J	-	-	-	-	-	-	-	M+S	-	-	-	4286
894849	NTUTILITY	315/80R22.5	156	-	J	-	-	-	-	-	-	-	M+S	-	-	-	4404

## VINTERDÄCK NEXTTREAD







### ALLA POSITIONER

22.5"

895298	NTWTS	295/80R22.5	152	-	L	-	-	-	-	-	-	-	M+S		-	-	4365
--------	-------	-------------	-----	---	---	---	---	---	---	---	---	---	-----	---	---	---	------

### DRIVDÄCK

22.5"

895327	NTWDCITY	275/70R22.5	148	-	J	-	-	-	-	-	-	-	M+S		-	-	3932
895232	NTWTD	295/60R22.5	150	-	K	-	-	-	-	-	-	-	M+S		-	-	4365
895330	NTWTD	315/60R22.5	152	-	L	-	-	-	-	-	-	-	M+S		-	-	4739
895240	NTWTD	315/70R22.5	154	-	K	-	-	-	-	-	-	-	M+S		-	-	4404
895301	NTWTD	295/80R22.5	152	-	L	-	-	-	-	-	-	-	M+S		-	-	4365
895236	NTWTD	315/80R22.5	156	-	L	-	-	-	-	-	-	-	M+S		-	-	4503

Med reservation för ändringar och eventuella fel.



ARTIKEL-NUMMER	DESIGN	DIMENSION	LI1S / LI1D	SS1 (LI2S / LI2D)	SS2				dB	M+S	3PMSF	HIGH LOAD	KOMMENTAR	LISTPRIS
<b>STYRDÄCK</b>														
<b>17.5"</b>														
571631	ECOSTAR	9.5R17.5	129	127	M	-	-	-	D	B	00070		← 30/09/2019	3126
577486	ECOSTAR	9.5R17.5	129	127	M	-	-	-	-	-	00000		NEW → 01/10/2019	3126
570417	REGIOCONTROL	245/70R17.5	136	134	M	-	-	-	D	C	00072		← 31/08/2019	3166
577365	REGIOCONTROL	245/70R17.5	136	134	M	-	-	-	-	-	00000		NEW → 01/09/2019	3166
570416	REGIOCONTROL	205/75R17.5	124	122	M	-	-	-	D	C	00070		← 31/08/2019	2379
577361	REGIOCONTROL	205/75R17.5	124	122	M	-	-	-	-	-	00000		NEW → 01/09/2019	2379
570412	REGIOCONTROL	215/75R17.5	126	124	M	-	-	-	D	C	00070		← 31/08/2019	2320
577362	REGIOCONTROL	215/75R17.5	126	124	M	-	-	-	-	-	00000		NEW → 01/09/2019	2320
570414	REGIOCONTROL	225/75R17.5	129	127	M	-	-	-	D	C	00070		← 30/09/2019	2674
577363	REGIOCONTROL	225/75R17.5	129	127	M	-	-	-	-	-	00000		NEW → 01/10/2019	2674
570229	REGIOCONTROL	235/75R17.5	132	130	M	-	-	-	D	B	00068		← 30/09/2019	2989
577364	REGIOCONTROL	235/75R17.5	132	130	M	-	-	-	-	-	00000		NEW → 01/10/2019	2989
<b>19.5"</b>														
570185	REGIOCONTROL*	245/70R19.5	136	134	M	-	-	-	D	B	00069		← 30/09/2019	3362
577411	REGIOCONTROL*	245/70R19.5	136	134	M	-	-	-	-	-	00000		NEW → 01/10/2019	3362
570182	REGIOCONTROL*	265/70R19.5	140	138	M	-	-	-	D	B	00070		← 31/10/2019	3244
570210	REGIOCONTROL	285/70R19.5	146	144	L	140	137	M	D	C	00072		← 31/10/2019	3932
<b>22.5"</b>														
554917	REGIOCONTROL	11R22.5	148	145	L	-	-	-	D	B	00071			4306
555077	REGIOCONTROL	12R22.5	152	148	L	-	-	-	C	C	00070			4974
553943	REGIOCONTROL	13R22.5	156	150	L	154	150	M	D	C	00070			5604
570964	ECOCONTROL 2 +	385/55R22.5	160	-	K	158	-	L	B	B	00072			5938
571051	ECOCONTROL 2 +	295/60R22.5	150	147	K	149	146	L	C	B	00071			5348
570961	ECOCONTROL 2 +	315/60R22.5	152	148	L	-	-	-	B	B	00071			5584
570965	ECOCONTROL 2 +	385/65R22.5	160	-	K	158	-	L	C	B	00071			5663
570962	ECOCONTROL 2 +	315/70R22.5	154	150	L	152	148	M	C	C	00071			5269
573260	ECOCONTROL 2 +	315/70R22.5	156	150	L	-	-	-	C	C	00071			5584
570960	ECOCONTROL 2 +	295/80R22.5	152	148	M	-	-	-	C	C	00071			5348
570963	ECOCONTROL 2 +	315/80R22.5	156	150	L	154	150	M	B	C	00071			5368
<b>DRIVDÄCK</b>														
<b>17.5"</b>														
573120	ECOTRANS	9.5R17.5	129	127	M	-	-	-	D	B	00072			3126
573128	REGIOFORCE	245/70R17.5	136	134	M	-	-	-	E	C	00071			3166
573125	REGIOFORCE	205/75R17.5	124	122	M	-	-	-	E	B	00072			2379
573133	REGIOFORCE	215/75R17.5	126	124	M	-	-	-	E	C	00070			2320
573127	REGIOFORCE	225/75R17.5	129	127	M	-	-	-	E	C	00072			2674
573126	REGIOFORCE	235/75R17.5	132	130	M	-	-	-	E	C	00072			2989
<b>19.5"</b>														
573337	REGIOFORCE	245/70R19.5	136	134	M	-	-	-	E	C	00074			3362
574010	REGIOFORCE	265/70R19.5	140	138	M	-	-	-	E	C	00074			3244
573990	REGIOFORCE	285/70R19.5	146	144	L	140	137	M	E	C	00073			3932
<b>22.5"</b>														
570970	ECOFORCE 2 +	295/60R22.5	150	147	K	149	146	L	D	C	00073			5348
570972	ECOFORCE 2 +	315/60R22.5	152	148	L	-	-	-	D	B	00073			5584
570196	ECOFORCE 2 +	315/70R22.5	154	150	L	152	148	M	D	C	00074			5269
570971	ECOFORCE 2 +	295/80R22.5	152	148	M	-	-	-	D	C	00074			5348
570973	ECOFORCE 2 +	315/80R22.5	156	150	L	154	150	M	D	C	00074			5368
<b>TRAILERDÄCK</b>														
<b>17.5"</b>														
570491	ECOTONN	9.5R17.5	143	141	J	-	-	-	C	B	00069			3087
570582	ECOTONN	245/70R17.5	143	141	J	-	-	-	C	C	00069			3441
570492	ECOTONN	215/75R17.5	135	133	J	-	-	-	C	C	00068			2517
570490	ECOTONN	235/75R17.5	143	141	J	-	-	-	C	C	00069			2969

ARTIKEL-NUMMER	DESIGN	DIMENSION	LI1S / LI1D	SS1 (LI2S / LI2D)	SS2				dB	M+S	3PMSF	HIGH LOAD	KOMMENTAR	LISTPRIS
<b>19.5"</b>														
570798	ECOTONN 2	435/50R19.5	160	-	J	-	-	-	B	C	00070			6115
570211	ECOTONN	245/70R19.5	141	140	J	-	-	-	C	C	00071			3480
571560	ECOTONN	265/70R19.5	143	141	J	-	-	-	C	C	00070			3303
570344	ECOTONN	285/70R19.5	150	148	J	-	-	-	B	B	00069			4286
<b>22.5"</b>														
572040	ECOTONN 2	385/65R22.5	164	-	K	158	-	L	B	B	00069			5073
570751	ECOTONN 2	385/55R22.5	160	-	K	158	-	L	B	C	00071			5643

## ANLÄGGNINGSKÖRNING

### STYRDÄCK

**22.5"**

560771	VARIOCONTROL	13R22.5	156	150	G	154	150	K	D	C	00070			5682
560920	VARIOCONTROL	315/80R22.5	156	150	K	-	-	-	C	B	00071			5505

**24"**

560104	ECOTRAC	12.00R24	160	156	K	-	-	-	C	B	00069			30/09/2019	7039
577520	ECOTRAC	12.00R24	160	156	K	-	-	-	-	-	00000			NEW → 01/10/2019	7039

### DRIVDÄCK

**22.5"**

573330	CROSSFORCE	13R22.5	156	150	G	-	-	-	-	-	00000			5879	
573246	VARIOFORCE	13R22.5	156	150	G	154	150	K	D	B	00076				5682
573243	VARIOFORCE	315/80R22.5	156	150	K	-	-	-	D	B	00076				5505

### TRAILERDÄCK

**22.5"**

572540	VARIOTONN	385/65R22.5	160	-	K	-	-	-	C	B	00072			5446
--------	-----------	-------------	-----	---	---	---	---	---	---	---	-------	--	--	------

## VINTERDÄCK

### STYRDÄCK

**22.5"**

573940	WINTERCONTROL	385/65R22.5	160	-	K	158	-	L	C	B	00073				5781
568821	WINTERCONTROL	315/70R22.5	154	150	K	152	148	L	D	D	00073				5525
568820	WINTERCONTROL	295/80R22.5	152	148	L	-	-	-	D	C	00074				5486
568822	WINTERCONTROL	315/80R22.5	156	150	K	154	150	L	D	C	00074				5643


















### DRIVDÄCK

**22.5"**

568811	WINTERFORCE	315/70R22.5	154	150	K	152	148	L	D	D	00075				5525
568810	WINTERFORCE	295/80R22.5	152	148	L	-	-	-	E	C	00075				5486
568812	WINTERFORCE	315/80R22.5	156	150	K	154	150	L	D	C	00075				5643









ARTIKEL-NUMMER	DESIGN	DIMENSION	LI1S / LI1D	SS1 (LI2S / LI2D)	SS2				dB	M+S	3PMSF	HIGH LOAD	KOMMENTAR	LISTPRIS	
<b>STYRDÄCK</b>															
<b>17.5"</b>															
571539	COMET PLUS	8.5R17.5	121	120	M	-	-	-	D	B	00069			2281	
571630	COMET PLUS	9.5R17.5	129	127	M	-	-	-	D	B	00069			2969	
570260	AVANT 4	205/75R17.5	124	122	M	-	-	-	D	C	00070		←31/08/2019	2202	
577414	AVANT 4	205/75R17.5	124	122	M	-	-	-	-	-	00000			NEW →01/09/2019	2202
570410	AVANT 4	215/75R17.5	126	124	M	-	-	-	D	C	00070		←31/08/2019	2084	
577415	AVANT 4	215/75R17.5	126	124	M	-	-	-	-	-	00000			NEW →01/09/2019	2084
570261	AVANT 4	225/75R17.5	129	127	M	-	-	-	D	C	00070		←30/09/2019	2478	
577416	AVANT 4	225/75R17.5	129	127	M	-	-	-	-	-	00000			NEW →01/10/2019	2478
570262	AVANT 4	235/75R17.5	132	130	M	-	-	-	D	B	00068		←30/09/2019	2655	
577417	AVANT 4	235/75R17.5	132	130	M	-	-	-	-	-	00000			NEW →01/10/2019	2655
<b>19.5"</b>															
570184	AVANT A3	245/70R19.5	136	134	M	-	-	-	D	B	00069		←31/08/2019	3067	
577418	AVANT A3	245/70R19.5	136	134	M	-	-	-	-	-	00000			NEW →01/09/2019	3067
570183	AVANT A3	265/70R19.5	140	138	M	-	-	-	D	B	00070		←30/09/2019	2969	
577419	AVANT A3	265/70R19.5	140	138	M	-	-	-	-	-	00000			NEW →01/10/2019	2969
570181	AVANT A3	285/70R19.5	146	144	L	140	137	M	D	B	00072		←30/09/2019	3441	
577430	AVANT A3	285/70R19.5	146	144	L	140	137	M	-	-	00000			NEW →01/10/2019	3441
<b>22.5"</b>															
556009	AVANT A3	11R22.5	148	145	L	-	-	-	D	B	00071			3874	
565940	AVANT A3 PLUS	12R22.5	152	148	L	-	-	-	C	C	00071			4601	
557172	AVANT A3	13R22.5	156	150	L	154	150	M	D	C	00071			5053	
570979	AVANT 4 PLUS	385/55R22.5	160	-	K	158	-	L	B	B	00072			5191	
570974	AVANT 4 PLUS	295/60R22.5	150	147	K	149	146	L	C	B	00071			4680	
570976	AVANT 4 PLUS	315/60R22.5	152	148	L	-	-	-	B	B	00071			4896	
570966	AVANT 4 PLUS	385/65R22.5	160	-	K	158	-	L	C	B	00071			4955	
570977	AVANT 4 PLUS	315/70R22.5	154	150	L	152	148	M	C	C	00071			4601	
570975	AVANT 4 PLUS	295/80R22.5	152	148	M	-	-	-	C	C	00071			4483	
570978	AVANT 4 PLUS	315/80R22.5	156	150	L	154	150	M	B	C	00071			4699	
<b>DRIVDÄCK</b>															
<b>17.5"</b>															
571537	TAMAR PLUS	8.5R17.5	121	120	M	-	-	-	E	B	00071			2281	
571538	TAMAR PLUS	9.5R17.5	129	127	M	-	-	-	D	B	00073			2969	
573123	ORJAK 4	205/75R17.5	124	122	M	-	-	-	E	B	00072			2202	
573121	ORJAK 4	215/75R17.5	126	124	M	-	-	-	E	C	00070			2084	
573124	ORJAK 4	225/75R17.5	129	127	M	-	-	-	E	C	00072			2478	
573122	ORJAK 4	235/75R17.5	132	130	M	-	-	-	E	C	00071			2655	
<b>19.5"</b>															
573338	ORJAK O3	245/70R19.5	136	134	M	-	-	-	E	C	00074			3067	
573974	ORJAK O3	265/70R19.5	140	138	M	-	-	-	E	C	00074			2969	
573975	ORJAK O3	285/70R19.5	146	144	L	140	137	M	E	C	00073			3441	
<b>22.5"</b>															
573241	ORJAK O3 PLUS	12R22.5	152	148	L	-	-	-	D	C	00073			4601	
570994	ORJAK 4 PLUS	295/60R22.5	150	147	K	149	146	L	D	C	00073			4680	
570992	ORJAK 4 PLUS	315/60R22.5	152	148	L	-	-	-	D	B	00073			4896	
570991	ORJAK 4 PLUS	315/70R22.5	154	150	L	152	148	M	D	C	00074			4601	
570993	ORJAK 4 PLUS	295/80R22.5	152	148	M	-	-	-	D	C	00074			4483	
570990	ORJAK 4 PLUS	315/80R22.5	156	150	L	154	150	M	D	C	00074			4699	

ARTIKEL- NUMMER	DESIGN	DIMENSION	LI1S / LI1D	SS1 (LI2S / LI2D	SS2)				dB	M+S	3PMSF	HIGH LOAD	KOMMENTAR	LISTPRIS
<b>TRAILERDÄCK</b>														
<b>17.5"</b>														
570263	CARGO 4	215/75R17.5	135	133	J	-	-	-	C	C	00068			2320
570264	CARGO 4	235/75R17.5	143	141	J	-	-	-	C	C	00069			2753
<b>19.5"</b>														
570844	CARGO 4	435/50R19.5	160	-	J	-	-	-	B	C	00070			5348
570329	CARGO C3	245/70R19.5	141	140	J	-	-	-	C	C	00071			3185
570351	CARGO C3	265/70R19.5	143	141	J	-	-	-	C	C	00070			3008
<b>22.5"</b>														
570843	CARGO 4	385/65R22.5	160	-	K	158	-	L	B	C	00071			4955
572042	CARGO 4	385/65R22.5	164	-	K	158	-	L	B	C	00069			4621

## ANLÄGGNINGSKÖRNING










### STYRDÄCK

22.5"





572013	AVANT MS2 PLUS	12R22.5	152	148	K	-	-	-	C	C	00070			4857
565381	AVANT MS2	13R22.5	156	150	G	154	150	K	D	B	00073			5112
571100	AVANT MS2 PLUS	315/80R22.5	156	150	K	-	-	-	C	B	00071			4896

### DRIVDÄCK

22.5"



573240	ORJAK MS	12R22.5	152	148	K	-	-	-	D	B	00074				4857
573242	ORJAK MS	13R22.5	156	150	G	154	150	K	D	B	00076				5112
573247	ORJAK MS	315/80R22.5	156	150	K	-	-	-	D	B	00075				4896

24"

573334	ORJAK 24 PLUS	12.00R24	160	156	K	-	-	-	C	B	00071			6587
573672	ORJAK 24 MS	12.00R24	160	156	K	-	-	-	C	B	00074			6803

### TRAILERDÄCK






22.5"

572753	CARGO MS	385/65R22.5	160	-	K	-	-	-	C	B	00072			4974
--------	----------	-------------	-----	---	---	---	---	---	---	---	-------	---	---	------

## STADSBUSSAR

### STYRDÄCK

22.5"

572481	CITY U4	275/70R22.5	148	145	J	152	148	E	D	C	00070				4227
566062	CITY U4	295/80R22.5	152	148	J	154	150	E	D	C	00070			4699	



**MyWay är ett komplement till vår kundtjänst som svarar på 90% av samtalen inom 20 sekunder.**

**Goodyear Sverige AB**  
Box 38181  
100 64 Stockholm  
Tel. vxl: 08-466 20 00, Fax: 08-466 20 90  
E-post: [contactcentersverige@goodyear.com](mailto:contactcentersverige@goodyear.com)  
[www.goodyear.se](http://www.goodyear.se) / truck